
	National Water and Sewerage Corporation Ggaba Laboratory	Document No.: NWSC/WPD/QF/21.4	
Effective date: 19 th March 2019	Website Report	Version No.: 1	Revision date:

Report Date: 06th October 2025

Table: Average water quality for Kampala Water during the period running 29th September - 05th October 2025

Parameter	National Standard For Potable Water	Monitoring Points									
		Valve Near Coca Cola	Matuga Booster	Kyanja Trading Centre	Komamboga Central Plastic Tank	Kabanyoro Trading Centre	Bugolobi Resurrection C. O. U	Solent Avenue V-094	Kireka Kamuli	Namboole Trading Centre	Najjera II
Electrical Conductivity (µs/cm)	≤1500	107	142	126	126	191	108	147	147	104	111
pH	6.5-8.5	7.3	6.6	7.1	7.3	6.5	7.2	6.8	6.8	7.3	7.6
Turbidity (NTU)	≤5	1.51	0.88	1.96	1.91	0.40	1.55	1.56	1.02	0.84	1.02
Colour – Apparent (PtCo)	NS	3	4	12	10	0	4	4	4	3	8
Escherichia Coliforms (CFU/100m/L)	0	0	0	0	0	0	0	0	0	0	0
Faecal Coliforms (CFU/100m/L)	0	0	0	0	0	0	0	0	0	0	0
Total Coliforms (CFU/100m/L)	0	0	0	0	0	0	0	0	0	0	0
Residual Chlorine (mg/L)	0.20-0.50	0.30	0.40	0.30	0.20	0.25	0.30	0.40	0.40	0.25	0.20
Total Suspended Solids (mg/L)	0	0	0	0	0	0	0	0	0	0	0

Remarks

The physio-chemical and bacteriological quality of the supplied water in the Network distribution complied with the National Standards for treated potable water.





Denis Smith Akejo
Principal Quality Control Officer – KW

Written by:



Enos Malambala
Quality Assurance Manager – KW

Approved by:

	National Water and Sewerage Corporation Ggaba Laboratory	Document No.: NWSC/WPD/QF/21.4	
Effective date: 19 th March 2019	Website Report	Version No.: 1	Revision date:

Report Date: 06th October 2025

Table: Average water quality for Kampala Water during the period running 29th September - 05th October 2025

Parameter	National Standard For Potable Water	Monitoring Points									
		Busabala - Kirinda C	Kabowa Village	Kabuuma Village Busabala	Namasuba Kikajjo Zone	Kibuye Market	Biina Catholic Church – P/S	Kitukutwe Trading Centre	Nakawa Market	Kakiri Police Division	Namusera Trading Centre
Electrical Conductivity (µs/cm)	≤1500	156	147	146	148	148	107	108	128	187	173
pH	6.5-8.5	6.9	7.3	7.3	6.8	6.8	7.5	7.7	7.6	7.0	6.8
Turbidity (NTU)	≤5	1.56	1.13	1.32	1.35	1.46	1.17	1.63	1.96	0.56	0.58
Colour – Apparent (PtCo)	NS	5	1	7	8	7	8	9	13	2	7
Escherichia Coliforms (CFU/100m/L)	0	0	0	0	0	0	0	0	0	0	0
Faecal Coliforms (CFU/100m/L)	0	0	0	0	0	0	0	0	0	0	0
Total Coliforms (CFU/100m/L)	0	0	0	0	0	0	0	0	0	0	0
Residual Chlorine (mg/L)	0.20-0.50	0.30	0.30	0.30	0.20	0.35	0.25	0.20	0.45	0.25	0.20
Total Suspended Solids (mg/L)	0	0	0	0	0	0	0	0	0	0	0

Remarks

The physio-chemical and bacteriological quality of the supplied water in the Network distribution complied with the National Standards for treated potable water.



Denis Smith Akejo
Principal Quality Control Officer – KW

Written by:



Enos Malambala
Quality Assurance Manager – KW

Approved by: