
	<b>National Water and Sewerage Corporation</b> Ggaba Laboratory	Document No.: NWSC/WPD/QF/21.4	
Effective date: 19 <sup>th</sup> March 2019	Website Report	Version No.: 1	Revision date:

**Report Date: 09<sup>th</sup> September 2025**

**Table: Average water quality for Kampala Water during the period running 01<sup>th</sup> September - 07<sup>th</sup> September 2025**

Parameter	National Standard For Potable Water	Monitoring Points									
		Kakiri Police	Buloba Trading Centre	Kyambogo Primary School	Kungu Trading Centre	Ntinda Minister's Village	Makerere Kubiri	Kairos Schools Bukasa	Kabakanjag alla Road	Mukono Market	Ggaba Seminary
Electrical Conductivity (µs/cm)	≤1500	173	138	139	124	129	138	140	137	103	147
pH	6.5-8.5	6.6	7.5	7.0	7.6	7.3	7.3	7.1	7.2	7.5	6.7
Turbidity (NTU)	≤5	0.26	0.75	0.26	0.80	0.46	0.67	0.86	0.70	0.40	0.73
Colour – Apparent (PtCo)	≤15	0	0	1	5	2	6	6	5	3	1
Escherichia Coliforms (CFU/100m/L)	0	0	0	0	0	0	0	0	0	0	0
Faecal Coliforms (CFU/100m/L)	0	0	0	0	0	0	0	0	0	0	0
Total Coliforms (CFU/100m/L)	0	0	0	0	0	0	0	0	0	0	0
Residual Chlorine (mg/L)	0.20-0.50	0.2	0.40	0.40	0.30	0.30	0.40	0.35	0.40	0.45	0.40
Total Suspended Solids (mg/L)	0	0	0	0	0	0	0	0	0	0	0

**Remarks**

The physio-chemical and bacteriological quality of the supplied water in the Network distribution complied with the National Standards for treated potable water. The water is therefore safe for consumption.

*Wanyera*



Julius Wanyera  
**Ag. Principal Quality Control Officer – KW**

Written by:

*Malambala*

Enos Malambala  
**Quality Assurance Manager – KW**

Approved by:

	<b>National Water and Sewerage Corporation</b> Ggaba Laboratory	Document No.: NWSC/WPD/QF/21.4	
Effective date: 19 <sup>th</sup> March 2019	Website Report	Version No.: 1	Revision date:

**Report Date:** 09<sup>th</sup> September 2025

**Table:** Average water quality for Kampala Water during the period running 01<sup>th</sup> September - 07<sup>th</sup> September 2025

Parameter	National Standard For Potable Water	Monitoring Points									
		Biina Catholic hurch	Namusera Trading Centre	Kibuye Market	Kigo Mutungo	Namuwongco Market	Golf Course Club	Joggo Trading Centre	Nsambya St.Peter's School	Arkright Road Seeta	Kyebando Kisalosalalo
Electrical Conductivity (µs/cm)	≤1500	108	148	171	139	141	141	107	142	100	137
pH	6.5-8.5	7.5	6.8	7.2	6.9	7.2	7.1	7.5	6.7	7.6	7.3
Turbidity (NTU)	≤5	0.75	0.71	0.95	1.34	1.12	1.05	0.95	0.92	0.72	0.64
Colour – Apparent (PtCo)	≤15	0	5	9	10	8	5	5	3	3	6
Escherichia Coliforms (CFU/100m/L)	0	0	0	0	0	0	0	0	0	0	0
Faecal Coliforms (CFU/100m/L)	0	0	0	0	0	0	0	0	0	0	0
Total Coliforms (CFU/100m/L)	0	0	0	0	0	0	0	0	0	0	0
Residual Chlorine (mg/L)	0.20-0.50	0.25	0.20	0.25	0.30	0.40	0.30	0.25	0.30	0.35	0.20
Total Suspended Solids (mg/L)	0	0	0	0	0	0	0	0	0	0	0

**Remarks**

The physio-chemical and bacteriological quality of the supplied water in the Network distribution complied with the National Standards for treated potable water. The water is therefore safe for consumption.

*wanyera jws*

Julius Wanyera  
**Ag. Principal Quality Control Officer – KW**

Written by:

*Malh*

Enos Malambala  
**Quality Assurance Manager – KW**

Approved by: